



FINCA LA CABAÑA

www.fincalacabana.com

HANDBOOK

In this manual you will find all the necessary information for you to enjoy your stay at Finca La Cabaña: tourist information of interest, sports, operation of the facilities and electrical appliances, etc.

FINCA LA CABAÑA
Cayetano Aníbal, 25
18150 GÓJAR (GRANADA)

Contact: Rocío, tel. 669 538 807

Index

Introduction	3
Location	3
The property	3
The villa	4
Accessibility	6
Other services	6
- Gardening	
- Pool cleaning	
- Vegetable garden in summer	
- Cleaning	
- Laundry	
- Winter sports: skiing, snowboarding, snowshoeing	
- Summer sports: paddle surfing, windsurfing, kayaking, pedal boats, canyoning.	
- Bicycle rental	
- Mountain bike routes	
- Catering	
- Fabio, Argentine grill master	
- Physiotherapy	
- Babysitter	
- Garbage removal	
- Recycling points	
Transport	9
Power supply	9
Water supply	9
Air conditioning	10
Gas fireplace	11
TV and soundbar	12
WiFi	13
Lighting and electrical control panels in the house	13
Garden, swimming pool, tennis court and barbecue area lighting	14
Saltwater pool	15

Access: automatic doors, keys and video intercoms	15
Security	16
Other rooms and facilities	17
- The olive tree car park	
- Barbecue	
- Solarium / chill out	
Sports	17
- Tennis	
- Swimming	
- Golf	
- Hiking / trekking	
- Mountain biking	
Gójar: history and places of interest	19
Restaurants	21
Useful addresses	24
- Pharmacies	
- Supermarkets	
- Fishmongers	
- Butchers	
- Firewood and charcoal	
- Health centres, hospitals	
Distances.....	27

Introduction

Finca La Cabaña is located in a unique place, outside the urban area of Granada but near the centre of the capital, in full contact with nature next to the Sierra Nevada natural park, and close to all kinds of services and healthcare.

It is an ideal place for long stays, family gatherings, groups of friends, business meetings, etc., where you can enjoy the different outdoor activities on offer (tennis, mountain biking, swimming, hiking...), while visiting Granada, the city of the Alhambra, one of the most visited monuments in Spain, just a few minutes from the estate.

Location

Finca La Cabaña is in Gójar, a quiet residential area on the outskirts of Granada, in the foothills of the Sierra Nevada and 8 km from the centre of the capital. Here you can enjoy extraordinary views over Granada, its mountains (Sierra Nevada) and countryside (La Vega), gardens with old trees, tennis court, large saltwater swimming pool, barbecue, chill out area, golf putting green, parking, etc. The centre of the town of Gójar is just 500 meters away, and you will find there any kind of services you might need.

Link to Google Maps:

<https://www.google.es/maps/@37.1087771,-3.6027214,133m/data=!3m1!1e3?hl=es>

Close to Finca La Cabaña you also have facilities for the practice of other sports: paddle tennis club, indoor swimming pools, sports centres... and, not many kilometres away, in Otura, the Santa Clara Golf Club.

The nearest shopping area is in Ogíjares, no more than five minutes walk away, where you will find supermarkets, hardware stores, pharmacy, hairdressers... And the new Nevada Shopping Centre is only five minutes away by car.

The Parque Tecnológico de Ciencias de la Salud (PTS, health sciences technological park), a university, hospital and research centre, which is currently the largest development centre in the province of Granada, is also five minutes away by car.

The property

With an area of more than 5000 m², the property has beautiful **gardens** with big ancient trees (cedars, giant magnolias, willows, sequoia, oaks...), a large lawn area and even a small **green** for golf loving guests.

You can enjoy playing tennis, fronton and shooting some hoops at the private **court**; or, during the warm season, **swimming** in our saltwater **pool** with a water surface of about 160 m², an area for children and a maximum depth of 140 cm, surrounded by large sunny spaces with hammocks and various outdoor furniture.

On the south side of the property, in an old *tentadero* (small bullring), you find now the olive tree **car park**, with ancient olive trees that provide shade and capacity for up to twelve vehicles.

Next to the parking, there is an **Argentinean barbecue**, conveniently equipped with a charcoal grill, sink, worktops..., and a furnished terrace for more than 20 people. You can prepare your own barbecue or choose to hire the services of the Argentinean grill master Fabio, who will delight you with his magnificent grilled meats.

On the other side of the barbecue is the solarium or **chill out** area, where you can rest or take a nap on pleasant spring afternoons and feel the aromas coming from our **aromatic plant garden** (with thyme, rosemary, lavender, mint, basil...).

The property has its own water well and is equipped with photovoltaic panels for power generation and a modern aerothermal heating/cooling system heating in winter and cool air in summer. It is an establishment equipped with the most advanced techniques, **environmentally friendly** and virtually self-sufficient in terms of power supply. Free WiFi is available throughout the house.

The villa

The main building, which dates back to the sixties and is attributed to a prestigious architect from Granada, has a surface area of around **400 m²**. It has a large living room, kitchen, reading room, seven bedrooms, each with its own bathroom, and a spacious front porch terrace of around 80 m² with wonderful views over the garden and Granada.

The entire house and its furnishings have been completely renovated in early of 2020 and is equipped to comfortably accommodate 14 people, with accessibility for the disabled.

The large **living and dining room**, which retains the spirit of its founder with its double height, stone walls of Sierra Elvira and high ceilings lined with

wood, gives its name to La Cabaña. It has a two-meter round fireplace (with propane gas operation) surrounded by comfortable sofas, a large oak wood dining table suitable for 14 guests, two meeting areas with wide sofas (one of which can be converted into a 140 cm double bed) and comfortable armchairs, a 75-inch television, a sound bar, and a bar area attached to the kitchen. Through its two large windows to the terrace you can enjoy the views over Granada and the garden of the property.

The practical **kitchen**, decorated with traditional Granada tiles and modern furniture, has a wooden bar that connects it to the dining room. It houses a professional five-door refrigerator inside. In the centre of the kitchen there is a movable work table, and it also has large countertops, a four-burner gas stove, a microwave, a dishwasher and a 90 cm electric oven.

At the back of the kitchen is the **pantry**, with a refrigerator and a 90 cm chest freezer, along with the shelves and furniture to store all the kitchenware.

Across the courtyard behind the house, we have a **laundry** room, equipped with a sink, drying rack, iron, ironing board and a washer-dryer. Cleaning supplies are also stored here.

By the front (north) outdoor area of the ground floor, we find a **large porch**, of about 80 m², over the pool and garden, with great views of Granada (you can see from here the Alhambra and the Palace hotel in the distance). It has very comfortable terrace furniture and two large motorized awnings to provide pleasant shade when necessary, making this space the ideal place to enjoy a meal in spring or an unforgettable dinner in summer.

In the east area of the ground floor, we have **four bedrooms** (two of them with en-suite bathrooms and the other two with their own external bathrooms). One of these bedrooms, as well as its bathroom and the access to the ground floor, are fully adapted for the accessibility of people with reduced mobility. All bedrooms have fitted wardrobes, bedside tables and chests of drawers. Three of them have beds of 150x190 cm, and there's one with two single beds of 90x190 cm.

From the living room, a wooden staircase leads to the upper part of the room and the rest of the upper floor, landing on a wooden floored mezzanine that overlooks the whole salon. This is a **reading room**, with a library, two comfortable armchairs, a sofa, a low table and a reading lamp. The rest of the upper floor is occupied by **three suites**, two facing north, and a third facing south. The first two are practically identical, both have two beds of

100x200 cm, convertible, on demand, into one of 200x200 cm, fitted wardrobes, en-suite bathrooms with showers and furnished exterior terraces with views to the garden and Granada. The third suite, very sunny due to its south orientation, besides the terrace and the same furniture as the previous ones, has a dressing room, an electric fireplace and an en-suite all glazed bathroom with shower.

Under the ground floor, at the pool level, there is a **storage area** for the terrace furniture and the swimming pool treatment plant; and in a corner, next to the garden, a small room houses the inverter on the solar panels that provide energy to the house. For security reasons, these rooms are not accessible to guests.

The other **exterior buildings** are occupied by workshops, a utility room, a tools and gardening store, etc., for the service and maintenance of the property and are not accessible to the guests either.

La Cabaña is attended by a **gardener** (Miguel) who periodically visits it and is in charge of its maintenance. If necessary, he can be reached by telephone on 651 480 778.

Accessibility

As mentioned in the description of the house, Finca La Cabaña is adapted to the regulations on accessibility. It has a fully adapted bedroom and bathroom, access ramp to the house and parking for the use of people with reduced mobility.

Other services

Gardening. During your stay, the estate's own staff will take care of the gardening service, so that the lawn and gardens remain in a perfect state of maintenance.

Pool cleaning. The same gardening staff is in charge of regularly cleaning the pool bottoms and skimmers, and its general maintenance.

Vegetable garden in summer. During the summer months we grow a small garden with seasonal vegetables such as tomatoes, cucumbers, peppers, courgettes, strawberries, etc., the fruits of which are available to our guests. The garden is maintained by our gardening staff.

Cleaning. At any time, guests may request a cleaning service at an extra cost of € 140,00. It will be done during the mornings, upon request the previous day before 14:00.

Laundry. Although there is a self-service laundry available to guests in the house, they can also request the replacement of sheets and towels when requesting the cleaning service. This service implies an extra cost, according to the following rate:

- Duvet cover € 5.00
- Bottom sheet € 3.00
- Pillowcase or quadrant € 2.00
- Bath towel € 3.00
- Hand towel and bath mat € 2.00
- Pool towel € 3.00

Winter sports: skiing, snowboarding, snowshoeing. Contact directly with **Sierra Nevada Adventure & Ski**, where you will receive from its great team a close, professional and quality treatment to enjoy a great day of snow. They will provide you with everything you need: equipment, ski passes, class reservations, or the organization of a snowshoeing route, if you are interested. Phone numbers: 656 613 837 (Juan) and 659 104 013 (Fernando). Email: snadventureski@gmail.com. Web: www.sierranevadaadventureski.com.

Summer sports: paddle surfing, kayaking, pedal boats, canyoning. During the summer season, the same company —**Sierra Nevada Adventure & Ski**— has a sports center at the foot of the Tejeda, Almijara and Alhama mountain ranges, next to the Bermejales reservoir, where you can enjoy one of the best water quality in Spain. In this idyllic space, surrounded by nature, you can practice paddlesurfing, kayaking or pedal boats with your family, and even venture down half of the Verde River gorge using climbing techniques such as abseiling, jumping into crystal clear water pools or sliding down stone slides that the water has sculpted over millennia. All this, directed and controlled by qualified and experienced instructors. Telephone numbers: 656 613 837 (Juan) and 659 104 013 (Fernando). Email: snadventureski@gmail.com. Web: www.sierranevadaadventureski.com.

Bicycle rental. In collaboration with **BSM BIKES**, Finca La Cabaña has a road and mountain bike rental service available to guests. The bicycle reservation must be made one day in advance, indicating units, speciality (road / mountain), type (man / woman / child) and size. Telephone: +34 958 553 228. Email: tienda@bsmbikes.com. Web: www.bsmbikes.com.

Mountain bike routes. The same company, BSM BIKES, can also organise a mountain bike route accompanied by an expert guide in the area, who will advise you about the best places to go and enjoy your time in Granada: routes lasting one day, a weekend, or more days, which will take you cycling through the spectacular landscapes of Sierra Nevada and La Alpujarra, with its charming villages and nice gastronomy. If you are interested, contact BSM BIKES at least one week in advance.

Catering. In collaboration with **Taberna Hita Catering & Eventos** we can provide you with a personalized catering service for family celebrations. Tell us about your needs and we will design an event for you. A wide variety of preparations based on the best quality of the product and a commitment to Mediterranean cuisine, traditional home cooking and some influence of Japanese gastronomy (paellas, fideuás, meat grills, seafood, oriental evenings, parties with tasting menu and wine pairing, etc.). Contact Carlos on the phone +34 665 382 418 or email: tabernahita@gmail.com.

Fabio, Argentinean grill master. Organise a barbecue with an Argentinean professional chef who will provide you with the best meats and guarantee you a barbecue at the right cooking point. This service is subject to Fabio's availability, so please plan ahead. Contact through Rocío.

Physiotherapy. In collaboration with the Olympia Physiotherapy Center we offer an exclusive and personalized service, directed by licensed and experienced physiotherapists, who base their treatments on manual therapy, osteopathy and myofascial therapy, among others, to achieve the most effective treatment and the fastest possible recovery. Specialists in the treatment of sports injuries. Always by appointment. Also possibility of home assistance. Phone +34 667 543 764.

Babysitter. We have a person of absolute confidence and with extensive experience in child care. Do not hesitate to ask us about her availability at any time. Contact through Rocío.

Waste removal. Our own staff will periodically remove the garbage on maintenance visit days.

Recycling points. In front of the house, on the same road to the town, you will find a recycling point for plastics, cardboard and glass. In the Plaza del Ayuntamiento (town hall square), there is also a recycling point for domestic waste oil.

Transport

To connect with Granada and the other nearby towns, there is a bus stop at the door of the state, and the journey to the centre of Granada takes no more than ten minutes. At the same stop you will find a table with the bus timetable, which you can also download at the following address:

https://siu.ctagr.es/horarios_lineas_tabla.php?linea=989

Access to the A-44 coast highway is 2 km away (5 minutes by car).

Gójar **taxi** telephone 678 432 063

Granada **taxi** telephone 659 240 129

Ogíjares **taxi** telephone 666 773 739

Power supply

The state has a **photovoltaic energy** system consisting of thirty panels on the roof of the main building, which provide enough electricity for the consumption of its facilities. The access to the roof of the building is protected by a fence with a padlocked door, and trespassing it is strictly forbidden, for security reasons. This installation does not require any maintenance or supervision by the guests.

Water supply

The supply of running **drinking water** for the house comes from the municipal water supply network, and we have a 500 litre storage tank which, in the event of a power cut, allows us to continue to consume until this reserve is exhausted.

Our aerothermal system also provides **sanitary domestic hot water (DHW)**

accumulated in a 1000 litre isolated steel tank, sufficient for the needs of the guests and house services. The DHW system has a recirculator, which provides **hot water instantly** during the hours of greatest consumption. It is programmed to supply DHW instantly from 6:00 to 10:00 in the mornings and between 19:00 and 22:00 in the evenings. If you wish to change the programming, you can ask the gardener.

We also have our **own well** that supplies water for the irrigation of the gardens and trees. The well is in the olive tree parking area and its pumping system is housed in a nearby shed, its access allowed only to maintenance staff. The entire irrigation system is automated and its handling must be done exclusively by the gardener. If you want any changes to the irrigation schedule, please contact him.

Air conditioning

The building is air-conditioned by means of an **aerothermal system** that works with 70% energy efficiency and provides heat in winter and cold in summer, through the fan-coils installed in the different rooms of the house. The system is programmed to provide comfort during the day by keeping the house air-conditioned at an average temperature of around 20 °C in winter and 22 °C in summer. The temperature can be changed on the thermostats of each appliance.



The aerothermal generator is installed in the west side of the main building,

next to the propane tank, and access to this service area protected by fences is strictly forbidden for guests.

Gas fireplace

The air conditioning is complemented by our two-meter diameter fireplace that provides a warm atmosphere and brings comfort to the living room. This fireplace works with propane gas which is injected by a burner and generates flames under the ceramic logs arranged in the fireplace hearth. The gas supply and electric ignition of the fireplace are controlled by a remote control that is anchored to the edge of the pit hood. It is a modern system that avoids the supply of wood logs, does not cause dirt or odors and is very practical and easy to operate.

The ignition system is very simple: press a few seconds and simultaneously the red button and the big flame button that appear in the image, and an ignition beep will sound. The burner will start to emit continuous ignition sounds, and after a few seconds the flame will burn. It is recommended to keep the flames at a medium height, which is achieved with the flame regulator on the remote control.

To turn off the fireplace, just press the red button on the remote control once. A beep will sound and the flames will disappear.

To turn on, press simultaneously
Red button and Big Flame button



In the event of an emergency, there is a cut-off key or safety valve on the front of the fireplace hearth, which is well marked, allowing the gas supply to be cut off if necessary.

The propane gas tank is located on the west side of the house, and access is not permitted to guests.

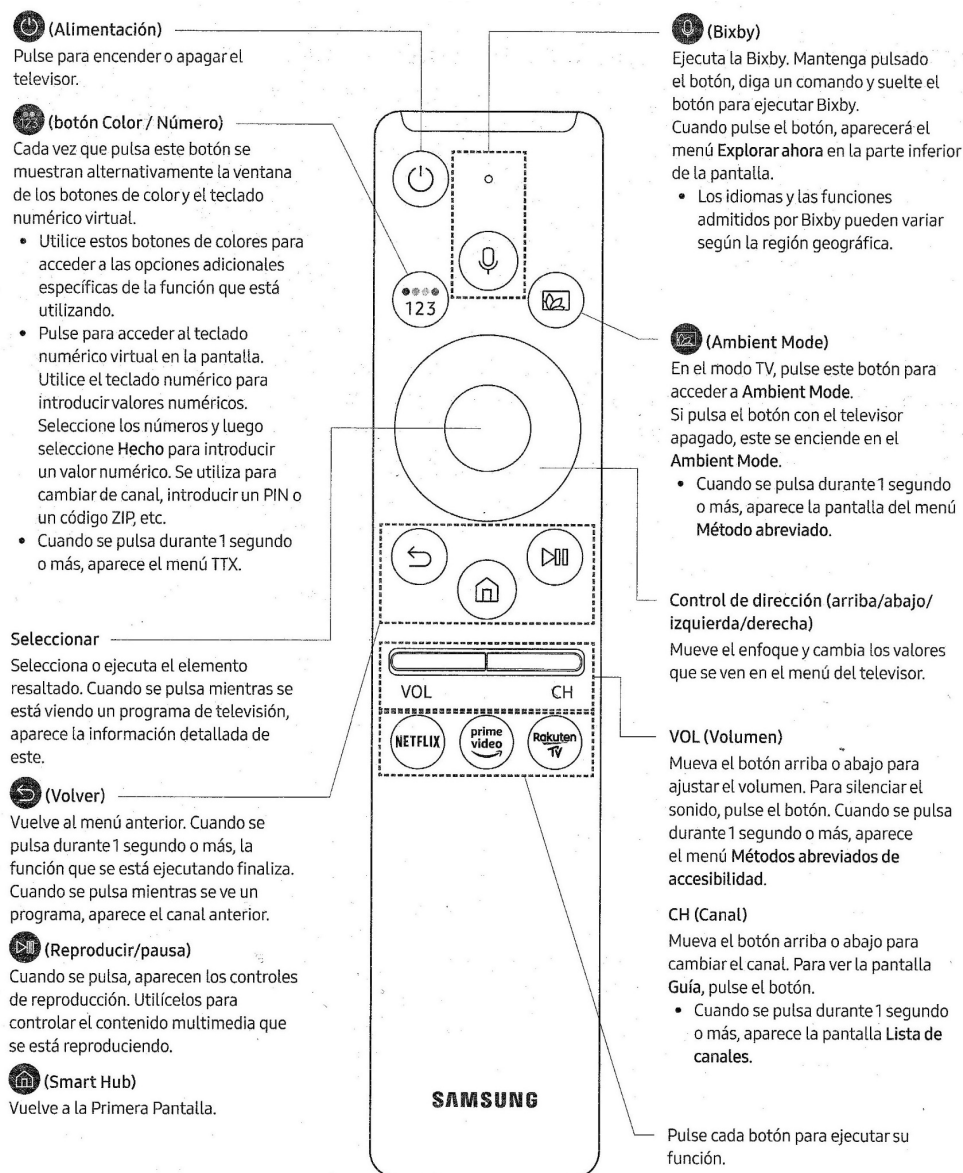
Before going to bed or leaving the house, please make sure that the fireplace has been completely turned off.

TV and sound bar

The living room is equipped with a Samsung QLED 75" TV, which is connected to the WiFi network, and allows you to access services such as Netflix, Rakuten, Prime Video, Youtube, etc., and enjoy the best entertainment.

Below you will find a brief explanation of the use of the remote control. For more information, you can download the complete manual at the following link:

<http://downloadcenter.samsung.com/content/UM/201910/20191024133448825/MUSDVBEUR-3.0.0 EM MUSE EU SPA 190820.0.pdf>

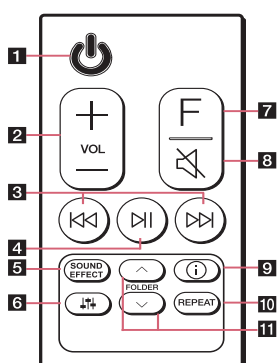


You also have an **LG SL4Y Wireless Bluetooth sound bar** to play and listen your own music. To do this, connect your mobile device to the bar via Bluetooth, following the instructions below. Before starting the pairing procedure, make sure that the Bluetooth function of your smart device is turned on. Please refer to the user guide of your Bluetooth device. After successful synchronization, you do not need to pair again:

1. Select the Bluetooth function by pressing the button F repeatedly. "BT" and then "READY" will appear on the display.
2. Turn on the Bluetooth device and perform the pairing operation. While searching for this speaker on the Bluetooth device, a list of

found devices may appear on the display, depending on the type of device. Your speaker is displayed as "LG SL4Y (XX)".

3. Select "LG SL4Y (XX)".



Mando a Distancia

1. Enciende o Apaga la unidad
2. Ajusta el volumen del altavoz
3. Presione para pasar al archivo siguiente o al anterior
4. Inicia la reproducción / realiza una pausa
5. Selecciona el efecto de sonido: ACS; Graves; Standard; Cinema
6. Ajuste de Subwoofer; Agudos; Graves
7. Selecciona la función y fuente de entrada pulsando repetidamente
8. Silencia la unidad
9. Visualiza la información sobre la fuente de entrada
10. Presione REPEAT para el modo deseado de repetición o aleatorio
11. Busca una carpeta en el dispositivo USB

For more information, you can download the complete sound bar manual at the following link:

<https://www.lg.com/es/posventa/producto/lg-SL4Y>

Don't forget to open the right sideboard door to let the sound from the subwoofer out.

Please place the TV and sound bar controls on the sideboard under the equipment.

WiFi

There is a free **WiFi installation** with three repeaters that allows you to have a wifi signal throughout the house and part of the garden.

WiFi code: [Lacabana](#)

Lighting and electrical control panels of the house

All the **lighting in the house and gardens** is done by LED lamps that minimize electricity consumption, and together with the rest of the installations, allow us to maintain a high energy rating.

Certain areas of the house are illuminated by **dichroic LED lamps** embedded in the ceiling, very similar to traditional halogen bulbs. These lamps, besides generating more efficient light and saving energy, have a series of diodes

inside that allow us to produce two types of light (cold or warm) and two different intensities. Depending on how many times we press the switch, we will obtain the following types of lighting:

- Once: intense cold light.
- Twice: intense warm light.
- Three times: medium intensity cold light.
- Four times: medium intensity warm light.

In the hallway of bedrooms on the ground floor, on the left, there are two cabinets where the **electrical panels of the house's interior supply** are located. All the circuit breaker switches in these cabinets must be in the on position for the proper operation of the home electrical system, unless there is a fault in some appliance or installation, which will allow us to detect it.

The **opening and closing mechanism of the porch awnings** is operated by the switch behind the entrance door to the living room, next to the corner. Just press the switch once and the awnings will start to open. The opening will be automatically interrupted when it reaches its maximum. To close the awnings, repeat the same operation.

Garden, swimming pool, tennis court and barbecue area lighting

In the **general electrical panel of the garden**, located in a wooden cabinet on the porch, you will find all the circuit breaker switches that control the electricity supply to the different sectors of the garden and pool lights. Please make moderate use of lights and make sure that they are all turned off before going to bed.

In the same electrical panel there is another timer that controls the exterior **lights on both sides of the main entrance gate**.

The tennis court and lawn lighting are temporarily out of order.

The **four wall lights on the east side of the porch** are connected to a timer on the same electrical panel. They are programmed to remain on between 21:00 and 2:00 in summer time and between 18:00 and 2:00 in winter time. This lighting facilitates access to the house at night and keeps it looking lived in during those hours. Outside the programmed hours, they can be turned

on using the switch to the right of the porch exit door from the ground floor bedroom hallway.

The switch for **lighting the barbecue and chill-out area** is on the right wall of the staircase leading to that area.

Saltwater pool

The pool, with a water surface of about 160 m² and a maximum depth of 140 cm, is maintained by a saline chlorination system. A salt chlorinator is an electrical water disinfection system that works with a salt solution (sodium chloride) in the water to be treated. This chlorination equipment is in charge of separating the chlorine from the sodium that makes up the salt using direct current. When the salty water of the swimming pool passes through the chlorinator, the dissolved salt is transformed into sodium hypochlorite (NaClO) which, when dissolved in water, is a powerful disinfectant; in addition, the chlorinator cell automatically generates free chlorine (Cl₂) that does not degrade, preventing unwanted and toxic chloramines, which are destroyed during the process. This chlorine, which will turn into salt again, will be able to eradicate algae, bacteria and pathogenic microorganisms that may be in the water of our pool. On the other hand, this automatic saline water system, which permanently controls the ph of the water, does not harm neither the eyes nor the skin, as in traditional swimming pools maintained on a chlorine basis.

The salt chlorinator and purification system for the pool are located on the lower deck of the porch, in a warehouse next to the pool. For security reasons, access to these dependencies is restricted. Any anomaly in the operation of the pool please report it to the gardener.

We strongly urge you to maintain supervision of the youngest children in the pool area at all times.

Access: automatic doors, keys and video intercoms

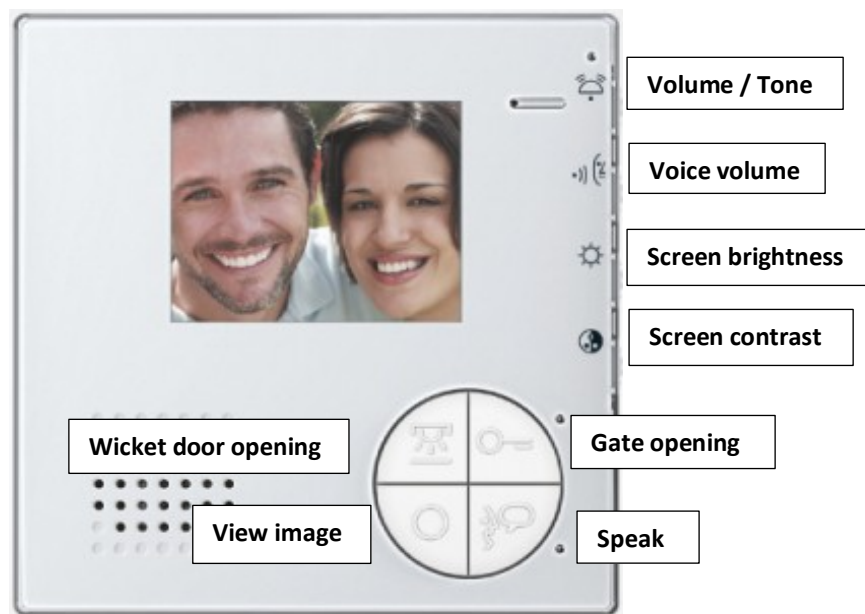
Upon arrival at Finca La Cabaña, two sets of keys* are provided, consisting of the following items:

- **Key to the pedestrian access of the entrance gate** to the garden. This same key also opens the two main doors of the house, entering through the front porch.
- **Key to enter the house through the kitchen.**

- **Remote control** with two buttons. The upper one opens the main garden gate. The lower button opens the olive tree car park door. Both doors close automatically after 30 seconds unless the door sensors detect something interrupting the passage.
- * **Loss or non-return of a set of keys or remote control will incur an extra charge of 60.00 euros.**

The main garden gate has a circuit breaker switch in the general electrical panel of the garden on the porch of the house. In case the gate stops working, please check if this thermal switch is on (up position) or tripped (down).

The house has a **video intercom door entry control system** with an external camera at the entrance gate and two monitors inside, one in the kitchen and one in the porch. The image below provides a brief description of its operation:



Security

Gójar is a very quiet town, surrounded by numerous residential developments. In any case, it is recommended to close doors and windows at bedtime and to watch that the main entrance gate to the garden and its pedestrian access door, as well as the automatic access door to the olive tree parking, are closed.

Other rooms and facilities

The olive tree car park

Before the recent renovation, it was an old *tentadero* where the original owners of the property enjoyed bullfighting with friends and family. Some aged local men say that they saw the famous bullfighter *el Cordobés* fight in this small bullring. Vestiges of the past, we have preserved its four barriers and some old bull enclosure rooms (*toriles*). Now that this area has been converted into a car park, we recommend parking here the vehicles that will not have a daily use.

Barbecue

Enjoy a meat roast or a vegetable grill on our charcoal barbecue. Calculate one kilo of charcoal for every kilo of meat and sausage you will grill. Let the fire burn the charcoal for about 25/30 minutes until it turns grey and then set the grill at the required height depending on the heat you need.

Solarium / chill-out

Facing south, it is the ideal place to sunbathe in the mornings at any time of the year; or relax after a session of sport; or... why not? rest and take a nap after a good meal in the pleasant spring afternoons, enjoying the aromas from our **aromatic plant garden** (thyme, rosemary, lavender, mint, basil, etc.).

Sports

Tennis, swimming, mountain biking, golf, basketball, hiking and a long list of other possibilities Finca La Cabaña offers you in its own facilities or nearby.

The Santa Clara Golf Club is 10 minutes away by car (Tel: 858 702 800).

Hiking / trekking

As we are in the foothills of the Sierra Nevada, there are countless hiking trails and all kinds of routes with different difficulties and distances. We recommend that you consult the website <https://es.wikiloc.com/>, where you will find a multitude of possibilities.

<https://es.wikiloc.com/rutas/senderismo/espana/andalucia/gojar?act=1&from=0&to=24>

Among the most popular we find the following:

GÓJAR - CERRO BUFÓN, 8.82 km, duration 2.00 hrs.

GÓJAR - OGÍJARES - RIO DILAR, 8.14 km, duration 2.00 hrs.

GÓJAR - BOCA DE LA PESCA, 13.68 km, duration 3.35 hrs.

GÓJAR - RIO DILAR, 15 km, duration 2.30 hrs.

GÓJAR - CANAL DE LA ESPARTERA - LA ZUBIA - GÓJAR, circular 20.41 km, duration 4.15 hrs.

GR 240 SENDERO SULAYR. Sulayr ("the mountain of the sun"), is how the Arabs knew Sierra Nevada, and has been the name chosen to refer to the largest circular trail in Spain. Its 300 kilometres of circular route are divided into 19 stages through which you will discover the beauty and uniqueness of its landscape and villages. The paths, tracks and livestock trails through which it runs are connected to other public facilities such as the El Dornajo Visitors' Centre or the Cortijuela Botanical Garden, which will allow you to learn more about these spaces and their surroundings.

<https://www.fedamon.com/index.php/home-6/2013-04-16-17-25-48/11-federacion/172-sendero-gr-240>

Mountain biking

Similarly, Sierra Nevada offers unimaginable routes for the MTB or BTT enthusiast. We recommend that you consult the website <https://es.wikiloc.com/>, where you can study the most convenient route.

<https://es.wikiloc.com/rutas/mountain-bike/espana/andalucia/gojar>

Some recommendations:

RÍO DILAR AND ERMITA VIEJA FROM GÓJAR, 34,78 km, 3.00 hrs.

GÓJAR - GRANADA - LLANO DE LA PERDIZ - VEREDA BARRANCO DEL ABOGADO - DÚDAR - RUTA DEL COLESTEROL RÍO GENIL - CÁJAR - GÓJAR, 51,1 km, 3.15 hrs.

GÓJAR - CORTIJO MACAIRENA - EL TEJARILLO - CANAL DE LA ESPARTERA - FUENTE DEL HERVIDERO - BARRANCO DEL HUNES - LOS LLANOS - SENDEROS DE LA ZUBIA - GÓJAR, 29,93 km, 3.00 hrs.

GÓJAR - GÜEJAR SIERRA - ALTO DE HAZA LLANAS - EL DORNAJO - EL PURCHE - MONACHIL - CÁJAR - GÓJAR, 56,7 km, 4.30 hrs.

Gójar: history and places of interest*

The municipality of Gójar has a long history. Due to its proximity, since its origins as an *alquería* (a free grouping of neighbours forming a small rural community of a few houses and families), this history has been subject to the events that were lived in Granada, its capital. Although we lack documentation, its first origins must be related to Roman or Iberian cultures, in line with those of other neighboring farmsteads.

We have a better record of its history since the time of the Zirís, during the 11th century. This Berber people from North Africa, who had come to the peninsula as an army of mercenaries in the days of Almanzor, ended up settling in the area, making Granada, in today's Albaicín, the centre of the whole region; they reformed and enlarged it until it became the capital of a kingdom, and undertook important hydraulic works, spreading its dynamism to surrounding towns and hamlets, among them Gójar. Notables among the Zirís, now landowners, had to settle their *almunias* (recreational and agricultural gardens) in this area; and the labor to cultivate them was obtained from a small group of farmers established in an initial nucleus that today we know as the Callejas (small streets) or the street Jardines (gardens), this a name that must have come from the small orchards that they had next to their houses. Thus until 1492 when, after the conquest of Granada, the domain and properties of the former Muslim lords were changed to Christian Castilians.

Traces of that Muslim past are some buildings: a mosque (on which the current church is based), a cistern (located where the current Pilar is), the Casa del Alfaquí, numerous burials (*macáber*) in the Eras Altas, a *rábita* or Muslim hermitage, a seraglio, two ovens (one in Calle Real and another next to the old mosque), two flour mills (those of Vedril and Ampuero), and an irrigation system with two canals (*acequias* Alta and Baja).

The Castilian reconquest did not alter the life of the Moorish population of Gójar, but throughout the 16th century their customs and freedoms were undermined, a situation that led to the revolt of the Moors from Granada in Las Alpujarras in 1568-70. A large part of the population of Gójar went to the mountains to fight, leaving the village practically uninhabited. People from El Padul took advantage of the occasion and asked Felipe II, who granted it, to settle in the lands of Gójar, arguing the instability they were suffering in their home town due to the incessant passage of troops

* Text extracted -with small changes- from the website of the Town Hall of Gójar, signed by Javier García Benítez, graduate in History from the University of Granada.

destined to combat the Alpujarra insurrection. Another part of the emptiness left by its previous inhabitants was completed with people from Jaén, who settled in the surroundings of Calle Real, forming then the Plaza and the streets Verónica, Iglesia and Cantarranas. Ecclesiastical and lay lords from Granada came to occupy the best lands and states around the village, many of which remained in the possession of Diego Fernández de Córdoba, lord of Guadalquivir, and descendants, until the 19th century, when they became the property of José Genaro Villanova, a farmer for rent who had amassed a great fortune, the purchase including the so-called Casa Grande (big house), whose oldest part from the 15th-16th centuries is still preserved.

Ermita de las Tres Cruces (*Chapel of the Three Crosses*)

Although it was originally located on the outskirts of the town, the growth of Gójar has meant that today it remains within the urban area. The chapel was built in the old religious celebration space where the Via Crucis culminated during the second half of the 19th century. It is a building with a central plan, with a rectangular-shaped main chapel, which can be accessed through a linteled opening.

Casa Grande de Gójar (*Big House of Gójar*)

The Casa Grande is one of the most representative buildings of Gójar, some of its rooms date from the 15th-16th centuries, although the largest and best preserved building is its 19th century mansion. Its construction is of a rural stately type, with two floors in elevation and a U-shaped building, enclosing a covered patio in the centre of which is a two-storey fountain.

Iglesia de la Santísima Virgen de la Paz (*Church of the Blessed Virgin of Peace*)

The church was erected in 1503 as a result of the conversion of the Moors to Christianity, following an uprising in 1499-1500. The main doorway is ogival and flared with four pointed arches, the three interiors supported by fine columns crowned by vegetal capitals. Its structure consists of a nave, with a choir at its foot and two side chapels (one dedicated to the Virgin of Peace and the other to the Sacred Heart), both built in the 18th century. The original main altarpiece (now disappeared) had paintings and gilding by Pedro Machuca and was centred on the Virgen de la Antigua —now known

as the Virgen de la Paz— which Manuel Gómez Moreno attributes to this brilliant artist. Its bell tower is remarkable as a very picturesque element of the town, made in the 18th century. The lower body is made of mud between brick rows and the upper one, in the body of bells, is made of brick.

Restaurants

La Cantina de Diego

9.5 km, 18 minutes by car.

Paseo del Río, 18193 Monachil, tel. 958 303 758.

It all started with a small family orchard by the river in the Granada town of Monachil, at the foot of the Sierra Nevada. There, Diego and María José, among tomatoes, zucchini and lettuce, made room to open, only in summer, a small terrace with a tiny kitchen where Diego prepared dishes with the products he had at hand and where friends enjoyed eating in the shade of cherry and fig trees.

Little by little, they gained a loyal clientele and so, with the 21st century, La Cantina de Diego was born, a family restaurant that maintains personal closeness and the quality of its products in this pioneering project.

La Cantina de Diego is considered a Km0 restaurant. This means that most of the products used in its kitchen are grown, cultivated or extracted in areas close to the establishment. A good part of them come from their own garden, cultivated in a natural way and with an ecological certificate.

Today the menu is still dominated by the ingredients from the orchard, now located a few metres from the establishment on the other side of the river, as well as by other quality local and regional products such as the Monachil black pudding, the *pajuna* veal (a native breed raised in our Sierra Nevada), Segureño lamb, local wines... and the classic seasonal dishes such as mushrooms, green beans, artichokes, fried pumpkin...

<http://www.restaurantelacantinadediego.es>

Ruta del Veleta

12.5 km, 15 minutes by car.

Carretera de Sierra Nevada, 136, 18190 Cenes de la Vega, tel. 958 486 134.

It is one of the classics, with more than 30 years behind it and a bastion of the most genuine Granada cuisine, the work of two brothers, José and Miguel Pedraza chefs, head of the kitchen and living room respectively. The

signs of identity of Granada are everywhere in the establishment, with refinement and very attractive decoration in its various rooms.

In the Ruta del Veleta restaurant, a traditional Andalusian classic cuisine is practiced with the use of raw materials of excellent quality and adjusted to the best of each season. Salt fish, Segureño lamb and other Granada dishes find in this establishment the maximum expression, in execution and results. But there is no lack of other delicacies such as spider crab ragout, fresh pasta with black pudding and pine nuts, or venison loin stuffed with foie.

One of the best wineries in Granada with an excellent offer.

The restaurant has won many awards, including the prize for the best restaurant in Andalusia and the best Andalusian cuisine, awarded by the Junta de Andalucía.

<http://www.rutadelveleta.com>

La Cayena

1.7 km, 3 minutes by car.

Camino de Gójar 42, 18140 La Zubia, tel. 958 040 438.

Since it opened in February 2015, when its owners Mercedes Reche and Miguel Pérez decided to move from Menorca to Granada, the restaurant has constantly received the support of the public.

The culinary proposals convey the diner to the owners' gastronomic memory, a personal interpretation of the dishes that have somehow marked them throughout their lives.

To whet your appetite, La Cayena suggests starting with elaborate salads, such as Caesar or goat cheese, and a wide variety of starters, among which the following stand out: *patatas arrugás con mojo picón* ("wrinkled potatoes with a spicy canarian sauce"), beef carpaccio, homemade pate piadina, fried camembert with berry sauce, or grilled snails, the restaurant's star dish.

Among the second courses, the artisan pizzas and grilled meats are protagonists: rabbit, chicken, beef, Iberian pork *presa*, suckling lamb chops, pork sirloin, honey ribs... all prepared with a Josper grill and oak charcoal.

In addition to the menu, La Cayena surprises customers with new suggestions that change every week.

[https://www.tripadvisor.es/Restaurant_Review-g1047551-d7995227-Reviews-La Cayena-La Zubia Province of Granada Andalucia.html](https://www.tripadvisor.es/Restaurant_Review-g1047551-d7995227-Reviews-La_Cayena-La_Zubia_Province_of_Granada_Andalucia.html)

Asador Duqueles (takeaway)

2.5 km, 6 minutes by car.

Avenida de Madrid 2, 18140 La Zubia, tel. 958 890 366.

Wide variety of paellas and roasts (ham, grilled piglet, knuckle, pork ribs, chicken, lamb, etc.); hamburgers, sandwiches, salads, side dishes, sauces, ready meals (meatballs, cod, croquettes, snails, anchovies, *flamenquines*, lasagne, stews, crumbs, omelettes, etc.); speciality in pizzas (served at home at weekends), and desserts.

The best solution, if you do not feel like cooking and prefer to stay at home.

Open from Tuesday to Sunday, from 10.00 to 15.30 and 19.00 to 00.00 h.

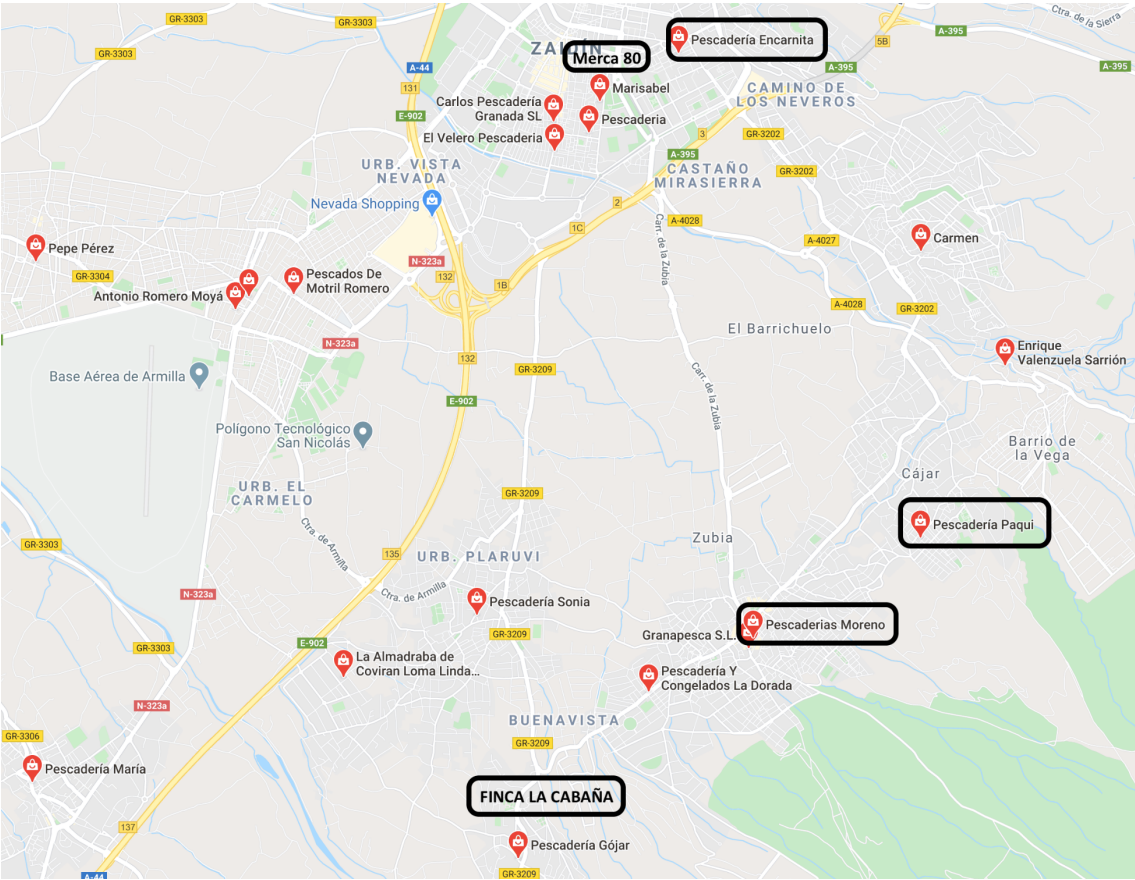
For roasts and paellas it is advisable to call and order a few hours before.

<http://asaderoduqueles.com>

Pharmacies



Fishmongers



Butchers



<http://www.maderaslineares.com>



Distances

Destination	km	min
Granada airport	25,4	23
Málaga airport	142,0	90
AVE train station, Granada	11,2	17
Sierra Nevada ski resort	37,3	52
Veleta peak	47,8	81
Santa Clara Golf course	6,8	10
Padelsport La Zubia, tel. 661 402 350	1,9	4
La Zubia municipal swimming pool, tel. 958 108 200	2,3	5
Granada Provincial Council's sports city	6,5	16
Nevada Shopping Centre	6,6	11
Alhambra and Generalife	14,2	27
Mirador de San Nicolás	13,7	24
Parque de las Ciencias, Granada	8,0	13
La Cartuja monastery	12,0	18
Cathedral of Granada	11,3	18
Motril	62,9	45
La Herradura	80,6	55
Sevilla	257,0	160
Córdoba	210,0	132
Málaga (centre)	143,0	100